

ALBERTA


Labour Market Snapshot

Note to readers

Trucking HR Canada is the most trusted source for labour market information about the trucking and logistic sector. Labour market information (LMI) is actionable intelligence pertaining to the supply and demand of labour. It puts raw data into context and facilitates better decisions by employers, workers, job seekers, policymakers, educators, career practitioners, academics, students, parents, and more.

Our robust and accurate LMI is prepared by our team of analysts using customized data drawn from Statistics Canada’s Census, and Labour Force Survey information. Our methodology also includes qualitative and quantitative research from employers to fill gaps in the publicly available data.

We produce national LMI every quarter and conduct regional reports upon request.



Introduction

Alberta's labour market pressures ease in trucking and logistics amid growing employment, declining unemployment and reduced vacancy rates

Employment in Alberta's trucking and logistics sector up by 2.8% with 5,300 more transport truck drivers employed in Q2 2024 compared to Q2 2023

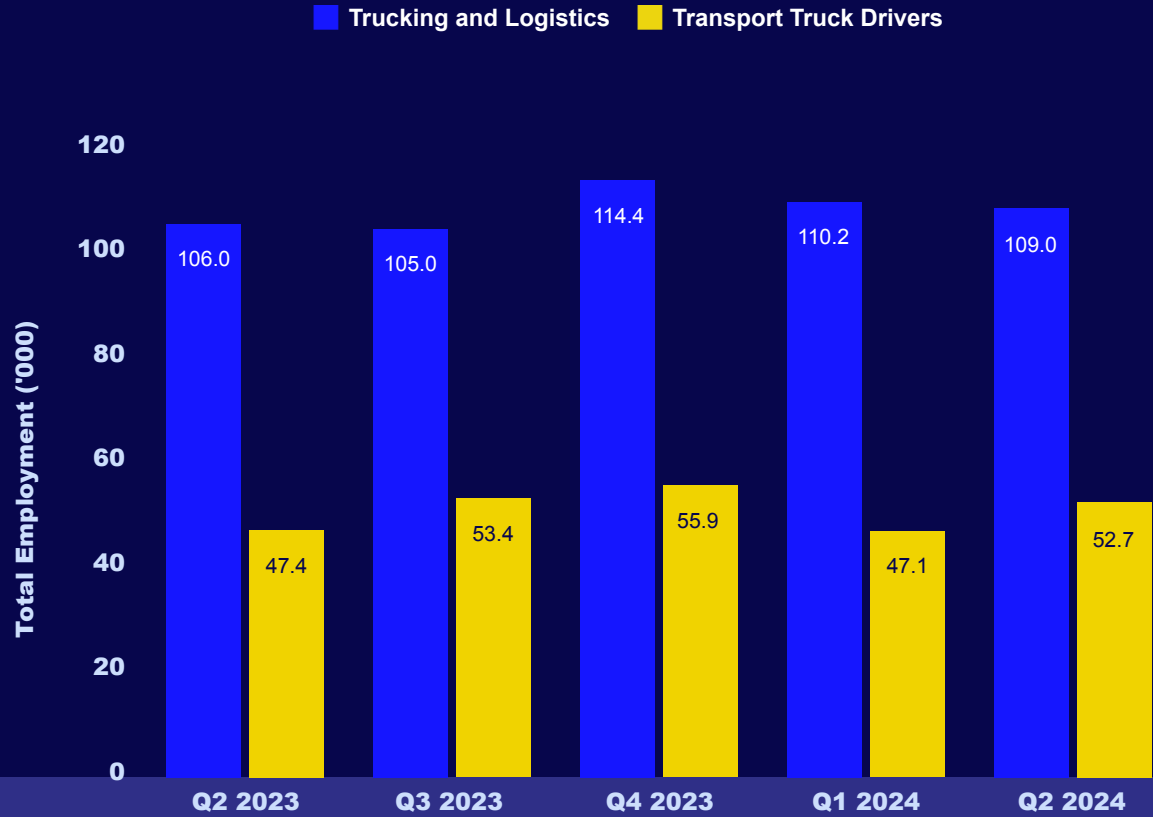
Total employment in Alberta's trucking and logistics sector in the second quarter of 2024 was 109,000 workers, down 1.2 % from Q1 2024 but up by 2.8% or 3,000 more employees than Q2 2023. Among transport truck drivers in Alberta employment increased by 11% in Q1 2024, with an additional 5,300 drivers employed compared with Q2 2023. At the national level, employment in the trucking and logistics sector was up by just 1.8% and for transport truck drivers, employment remained stable with a 0.1% increase in Q2 2024 compared to Q2 2023.

OUR QUARTERLY LMI SNAPSHOTS FOR ALBERTA PROVIDE THE MOST UP-TO-DATE DATA ON EMPLOYMENT AND UNEMPLOYMENT IN THE TRUCKING AND LOGISTICS SECTOR AND ON JOB VACANCIES FOR THE TRUCK TRANSPORTATION SECTOR (NAICS 484) AND TRANSPORT TRUCK DRIVER OCCUPATIONS.



Second quarter employment gains in Alberta’s trucking and logistics sector were also made among shippers and receivers, up 5.9% from Q2 2023, and delivery and courier service drivers, up 21% from Q2 2023. Job losses in this quarter were highest among material handlers down by 28% and general administration down by 12% from Q2 2023 to Q2 2024.

TOTAL EMPLOYMENT ('000), TRUCKING AND LOGISTICS SECTOR AND TRANSPORT TRUCK DRIVERS, ALBERTA Q2 2023 TO Q2 2024

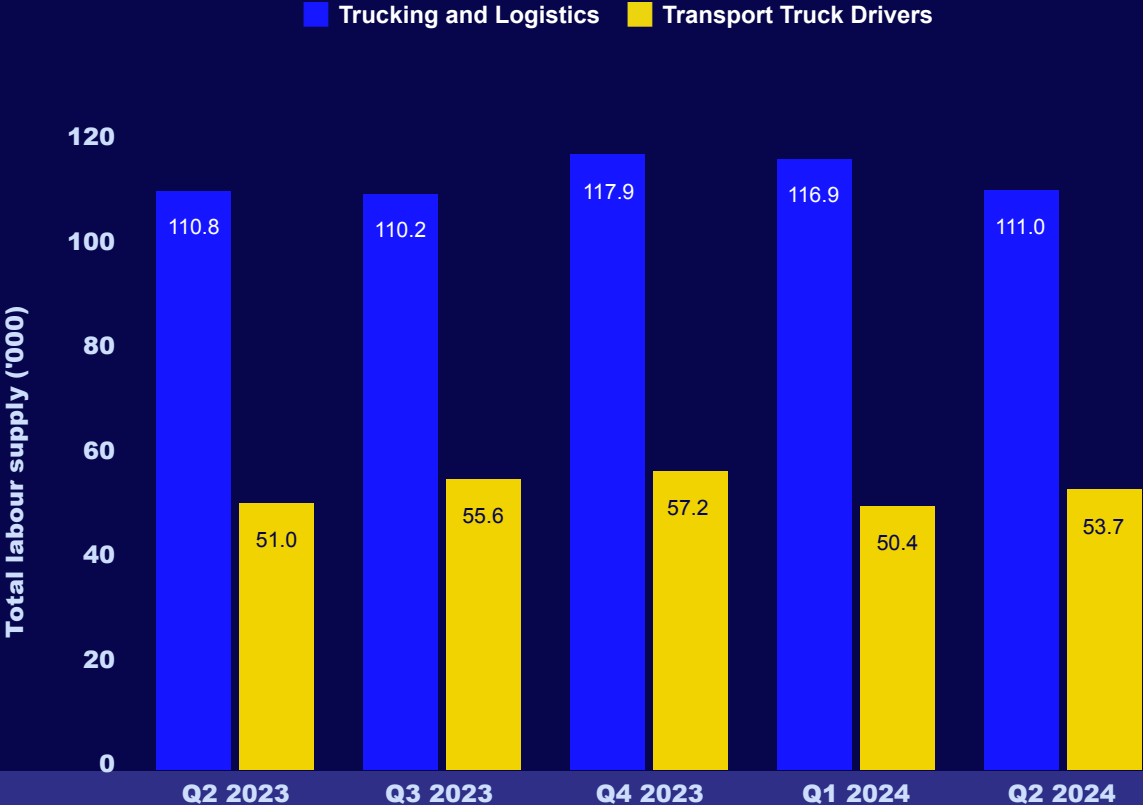


Source: Trucking HR Canada, Statistics Canada, Labour force survey, custom data request, June 2024

First quarter labour supply in Alberta's trucking and logistics sector holds steady, with supply of drivers increasing by 5.3%

Alberta's labour supply in the trucking and logistics sector increased just 0.2% from Q2 2023 to Q2 2024, with 111,000 people employed or actively seeking work. This is a significant drop in total supply when compared to the previous quarter (Q1 2024) when the trucking and logistics labour supply was almost 117,000. For transport truck drivers, the total supply of drivers was up by 5.3% or 2,700 over Q1 2023. Across Canada's trucking and logistics sector the total supply of labour in Q2 2024 was up by 2.8% but the supply of transport truck drivers was more stable, increasing by just 0.4% compared to Q2 2023.

TOTAL LABOUR SUPPLY ('000), TRUCKING AND LOGISTICS SECTOR AND TRANSPORT TRUCK DRIVERS, ALBERTA Q2 2023 TO Q2 2024

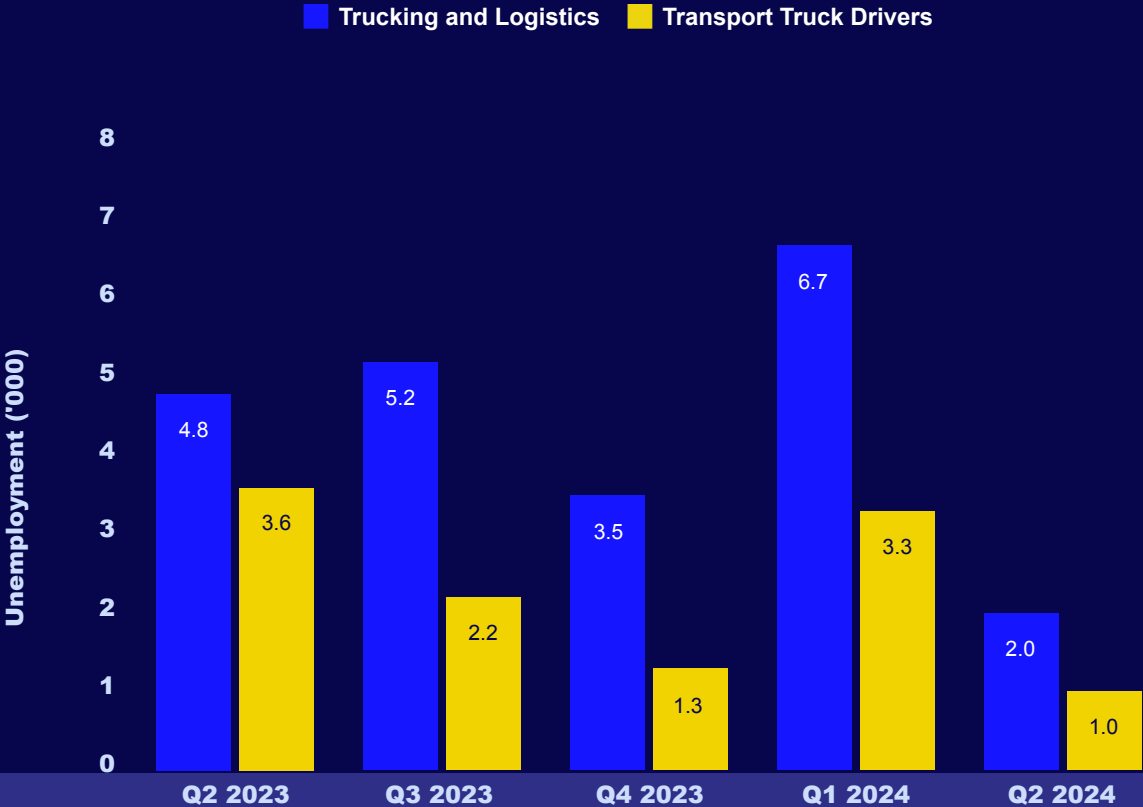


Source: Trucking HR Canada, Statistics Canada, Labour force survey, custom data request, June 2024

Steep drop in the number of active job seekers in trucking and logistics in Q2 2024

Following a spike in early 2024, the number of active job seekers – workers currently unemployed and seeking a job in Alberta’s trucking and logistics sector – decreased dramatically in Q2 2024, a drop of 80% compared to Q2 2023. The second quarter of 2024 saw the number of unemployed people in the sector decline by 2,800 workers from the same quarter in 2023 and the unemployment rate dropped from 4.3% to 1.8% between Q2 2023 and Q2 2024. Among transport truck drivers, the number of active job seekers was down by 2,600 workers in Q2 2024, compared to the same period in 2023. The unemployment rate also fell from 4.1% in Q2 2023 to 1.6% in Q2 2024.

UNEMPLOYMENT (NUMBER OF ACTIVE JOB SEEKERS, '000), TRUCKING AND LOGISTICS Q2 2023 TO Q2 2024



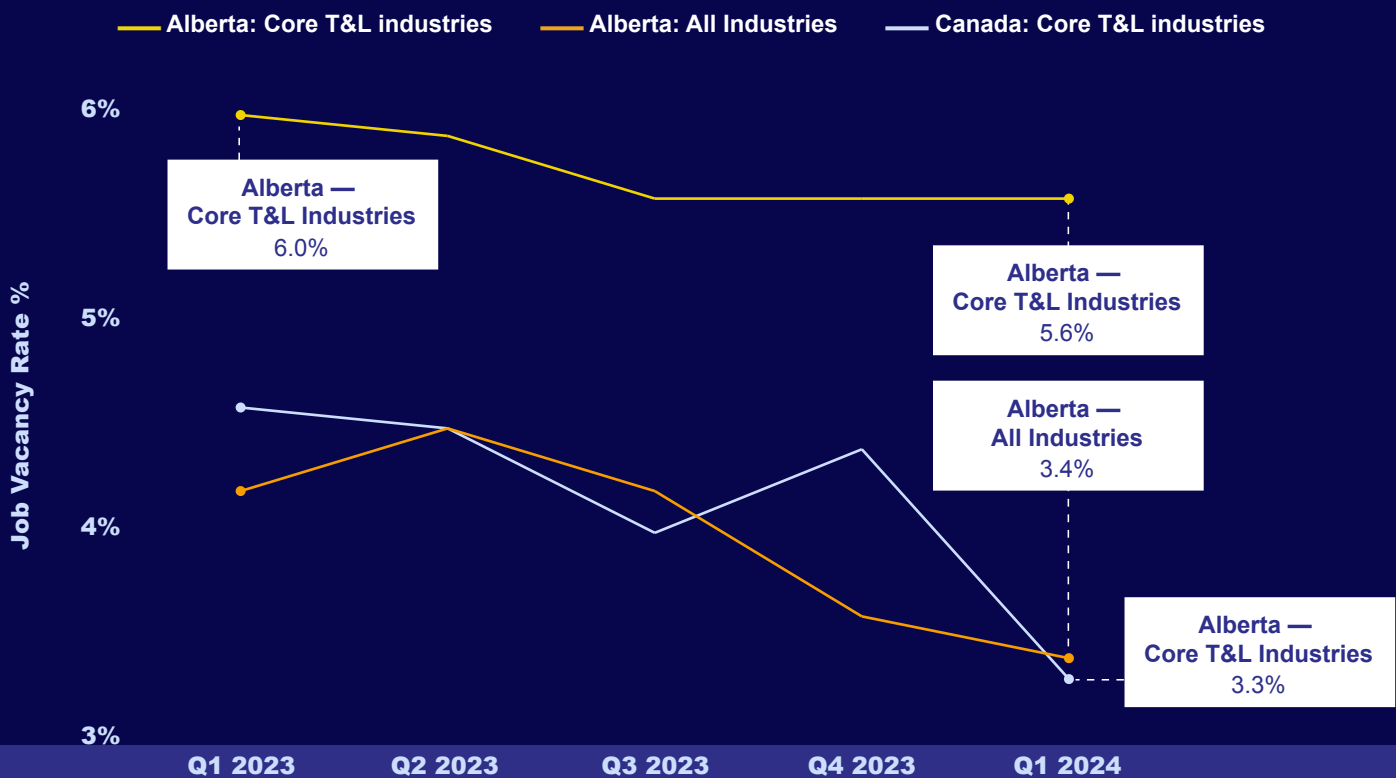
Source: Trucking HR Canada, Statistics Canada, Labour force survey, custom data request, June 2024

Job vacancy rate declines in Alberta's core trucking and logistics industries in the first quarter of 2023

The number of job vacancies in Alberta's core trucking and logistics industries¹ decreased by 1,100 positions or 29% in Q1 2024, compared to Q1 2023. The job vacancy rate (the proportion of all jobs that are currently vacant) in the core trucking and logistics industries fell from 6.0% in Q1 2023 to 5.6% in Q1 2024. The vacancy rate in Alberta's core trucking and logistics industries remains consistently higher than the average across the provincial economy (3.4%) and the average for the trucking and logistics industries at the national level (3.3%).

NOTE TO READERS: THIS SNAPSHOT COVERS JOB VACANCIES UP TO Q1 2024, THE MOST RECENT VACANCY DATA PUBLISHED BY STATISTICS CANADA FOR PROVINCES, OCCUPATIONS AND INDUSTRY SUBSECTORS. THIS DATA IS PUBLISHED QUARTERLY WITH A TWO-QUARTER TIME LAG.

VACANCY RATES (%), CORE TRUCKING AND LOGISTICS INDUSTRIES, ALBERTA AND CANADA AND ALL INDUSTRIES, ALBERTA Q1 2023 TO Q1 2024

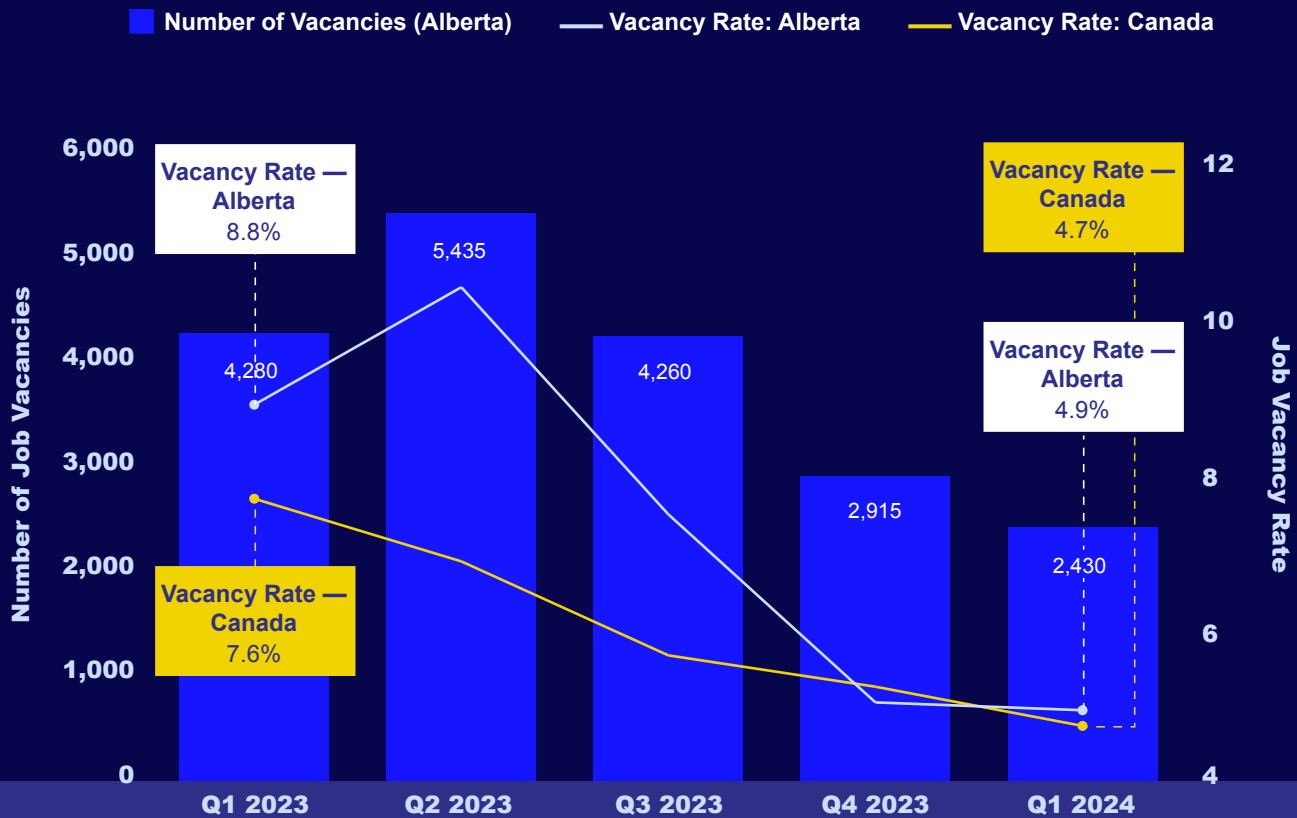


Source: Trucking HR Canada, Statistics Canada. Table 14-10-0442-01, June 2024

¹ Trucking HR Canada's "core" trucking and logistics industries includes NAICS 484 Truck Transportation, NAICS 488 Support for Transportation, NAICS 492 Couriers and Messengers and NAICS 493 Warehousing and Storage.

The number of vacant truck driver positions in Alberta dropped 43%, almost 1,850 openings between Q1 2023 and Q1 2024. At the same time, the vacancy rate (the proportion of all transport truck driver jobs that are currently vacant) decreased from 8.8% in Q1 2023 to 4.9% in Q1 2024. This pattern was also seen at the national level, with transport truck driver vacancy rates dropping from 7.6% in Q1 2023 to 4.7% in Q1 2024.

NUMBER OF JOB VACANCIES (ALBERTA) AND VACANCY RATES (%) FOR TRANSPORT TRUCK DRIVERS, ALBERTA AND CANADA Q1 2023 TO Q1 2024



Source: Trucking HR Canada, Statistics Canada. Labour force survey, custom data request and Table 14-10-0443-01 (Job Vacancy and Wage Survey), June 2024



For more information:

104-720 Belfast Rd.
Ottawa, Ontario
K1G 0Z5

(613) 244-4800
theteam@truckinghr.com

truckinghr.com

X@TruckingHR **in**@trucking-hr-canada

When referring to the information presented in this report, please cite Trucking HR Canada, or use the following reference:

*Trucking HR Canada. (2024).
Labour Market Snapshot of Alberta's Trucking
and Logistics Sector, Quarter 3, 2024.
(Published: November 2024)
Ottawa: Trucking HR Canada.*

Produced by:



In partnership with:



This project is partly funded by the Province of Alberta

Copyright © 2024 Trucking Human Resources Canada

All rights reserved. The use of any part of this publication, whether it is reproduced, stored in a retrieval system, or transmitted in any form or by any means (including electronic, mechanical, photographic, photocopying or recording), without the prior written permission of the Trucking Human Resources Canada, is an infringement of copyright law.