

ALBERTA

Labour Market Snapshot



Trucking HR Canada is the most trusted source for labour market information about the trucking and logistic sector. Labour market information (LMI) is actionable intelligence pertaining to the supply and demand of labour. It puts raw data into context and facilitates better decisions by employers, workers, job seekers, policymakers, educators, career practitioners, academics, students, parents, and more. Our robust and accurate LMI is prepared by our team of analysts using customized data drawn from Statistics Canada's Census, and Labour Force Survey information. Our methodology also includes qualitative and quantitative research from employers to fill gaps in the publicly available data. We produce national LMI every quarter and conduct regional reports upon request.



Summary

Alberta employers were actively recruiting more than 2,330 additional transport truck drivers during the first quarter of 2025. However, second quarter employment of transport truck drivers fell by 21% from the same period last year, down almost 11,000 jobs across many sectors from generalized and specialized freight trucking to wholesale trade and manufacturing. At the same time, unemployment among drivers reached new highs with the number of active job seekers more than tripling to 3,400 in Q2 2025. Combined, these data indicate that, while Alberta employers still have significant numbers of vacant truck

driver jobs to fill, there are increased numbers of potential applicants for those positions. Support for training and onboarding new employees, especially truck drivers, remains among the top concerns for Alberta employers in trucking and logistics.

Support for training and onboarding new employees, especially truck drivers, remains among the top concerns for Alberta employers in trucking and logistics.



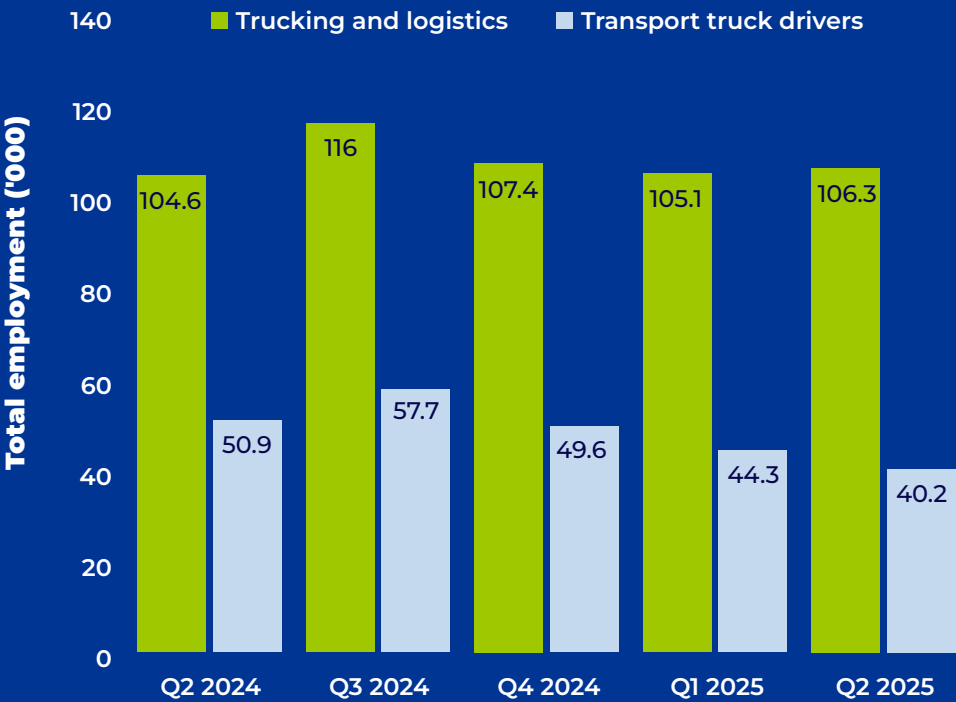
Alberta sheds almost 11,000 transport truck driver jobs in Q2 2025 compared to Q2 2024, with employment down by 21% over the previous year

In the second quarter of 2025, employment across Alberta’s trucking and logistics sector edged up slightly by 1,700 jobs or 1.6% over the same period last year. At the national level, employment in the trucking and logistics sector remained largely unchanged, dropping by just 0.2% over Q2 2024 levels.

However, Alberta’s labour market shed 10,700 transport truck driver jobs, a 21% decrease in Q2 2025 compared to Q2 2024. Second quarter employment of transport

truck drivers currently sits at 40,200, continuing a downward trend from a peak employment of 57,700 driver in Q3 last year. Among non-driver roles, employment gains were seen in material handlers (up 6,300 workers), heavy duty mechanics (up 1,600) and managers/accounting occupations (up 4,300), but additional job losses were seen in the occupations of shippers and receivers (down 1,700), and delivery and courier service drivers (down 2,400).

Total employment ('000), trucking and logistics sector and transport truck drivers, Alberta
Q2 2024 to Q2 2025

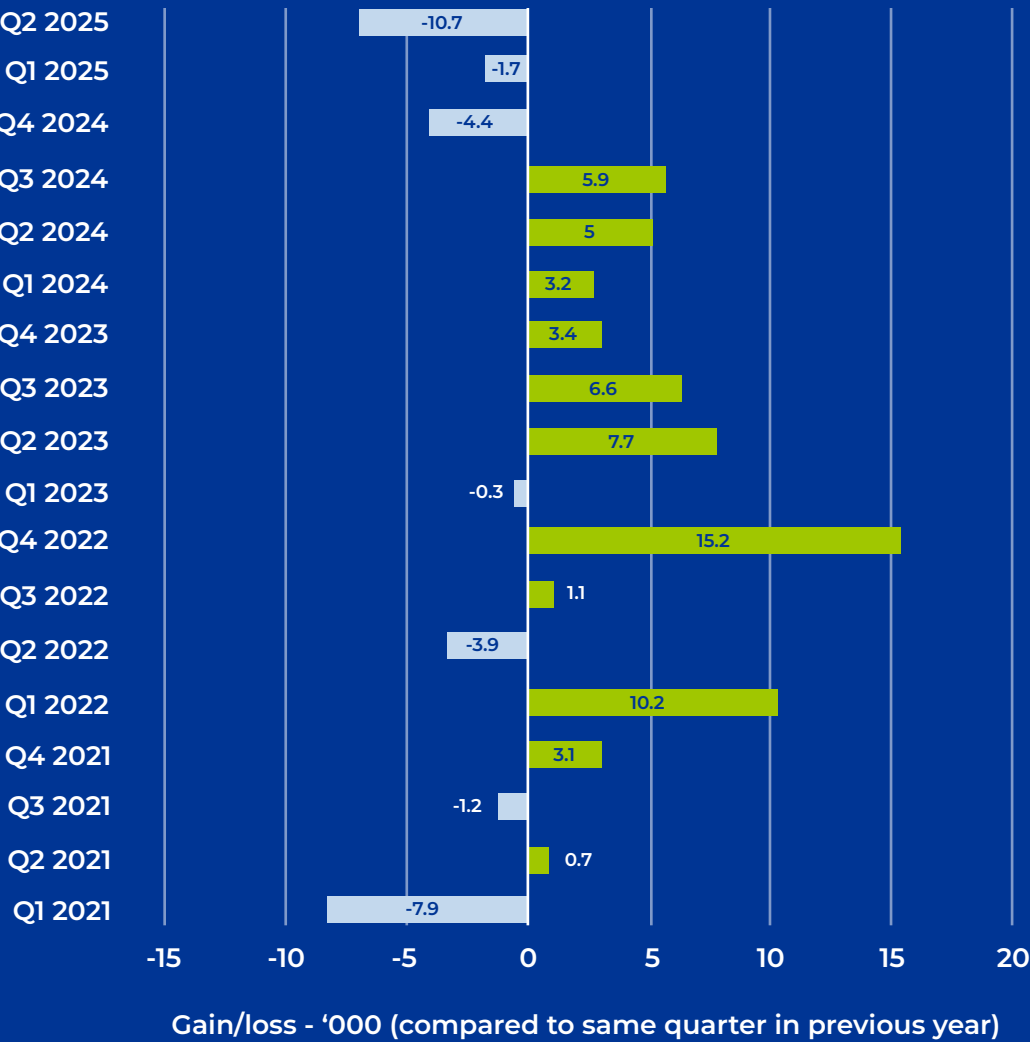


Source: Trucking HR Canada, Statistic Canada, Labour force survey, custom data request, June 2025.

The employment data for Q2 2025 reflects the most significant drop in the number of drivers working in Alberta over the last five years, surpassing the reduction observed in Q1 2021 when the province's driver workforce contracted by approximately 8,000 workers. Employment of drivers was particularly hard hit in general and specialized freight trucking, with 5,600 fewer transport truck drivers employed in Q2 2025 compared to Q2 2024. Wholesale trade saw a reduction

of 3,800 transport truck drivers (down 63%) in Q2 2025; manufacturing declined by 1,300 drivers (32%) over the same period in 2024. On the other hand, Alberta's construction sector reported a 38% increase in Q2 2025, with an additional 1,100 transport truck drivers employed compared to Q2 2024. The number of transport truck drivers employed by the mining, oil, and gas industry was 4,000 in Q2 2025, remaining unchanged compared to the same period last year.

Year-over-year job gains and losses ('000), transport truck drivers, Alberta
Q1 2021 to Q2 2025



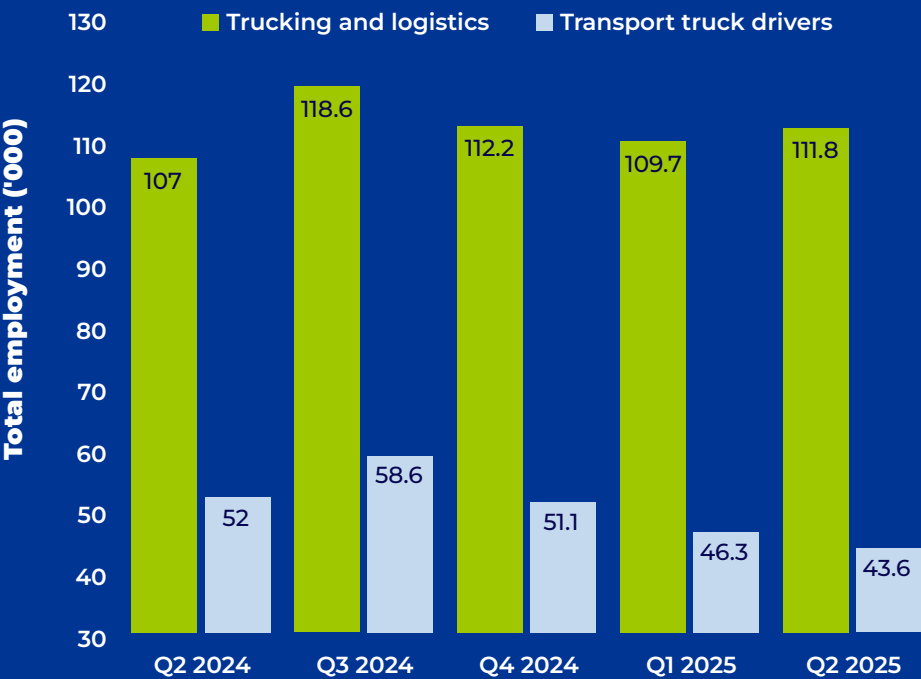
Source: Trucking HR Canada, Statistic Canada, Labour force survey, custom data request, June 2025.

Supply of truck drivers falls by 8,400 workers, down by 16% compared to Q2 2024, but the labour force across the sector expands by 4.5%

The supply of workers is measured by the number of employees plus those who are unemployed but actively seeking work. Across Alberta's trucking and logistics sector an additional 4,800 workers were in the labour force in Q2 2025 compared to Q2 2024.

However, the supply of transport truck drivers was down 8,400 workers or 16%, reflecting the job losses seen in Q2 2025.

Total labour supply ('000), trucking and logistics and transport truck drivers, Alberta, Q2 2024 to Q2 2025



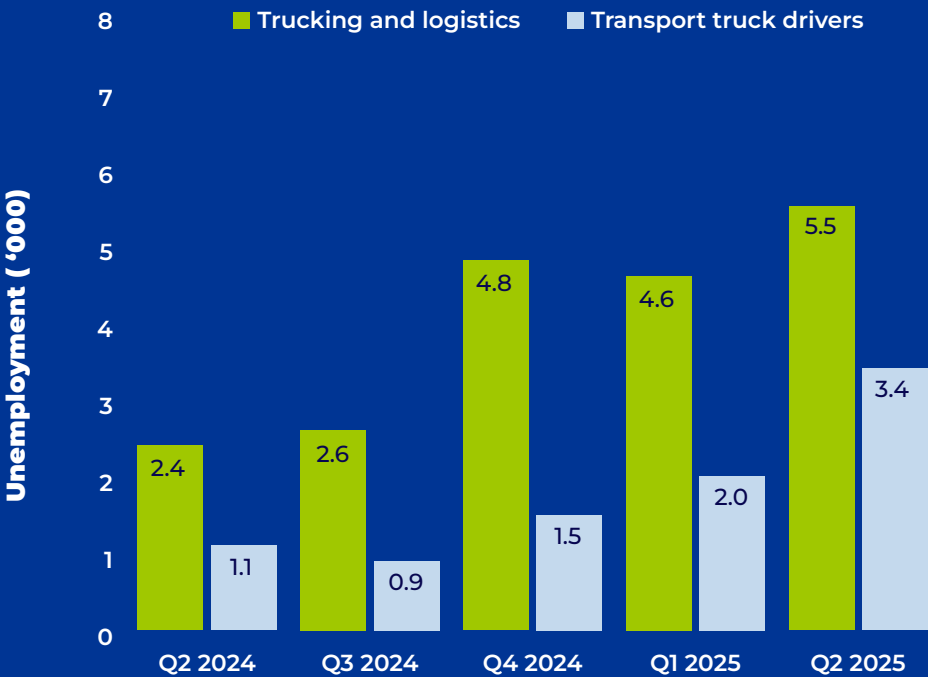
Source: Trucking HR Canada, Statistic Canada, Labour force survey, custom data request, June 2025.

Significant job losses for drivers in many Alberta sectors leads to a spike in unemployment in Q2 2025

Along with the steep decline in employment, Alberta is also experiencing a spike in the number people who are currently unemployed but actively seeking work in the transport truck driver occupation. Among Alberta's truck drivers, the number of active jobs seekers grew by more than 3 times, surging to 3,400 in Q2

2025 from 1,100 in Q2 2024. Across all jobs in the sector, the number of active job seekers more than doubled, from 2,400 in Q2 2024 to 5,500 in Q2 2025.

Unemployment (number of active job seekers, '000), trucking and logistics and transport truck drivers, Alberta, Q2 2024 to Q2 2025



Source: Trucking HR Canada, Statistic Canada, Labour force survey, custom data request, June 2025.

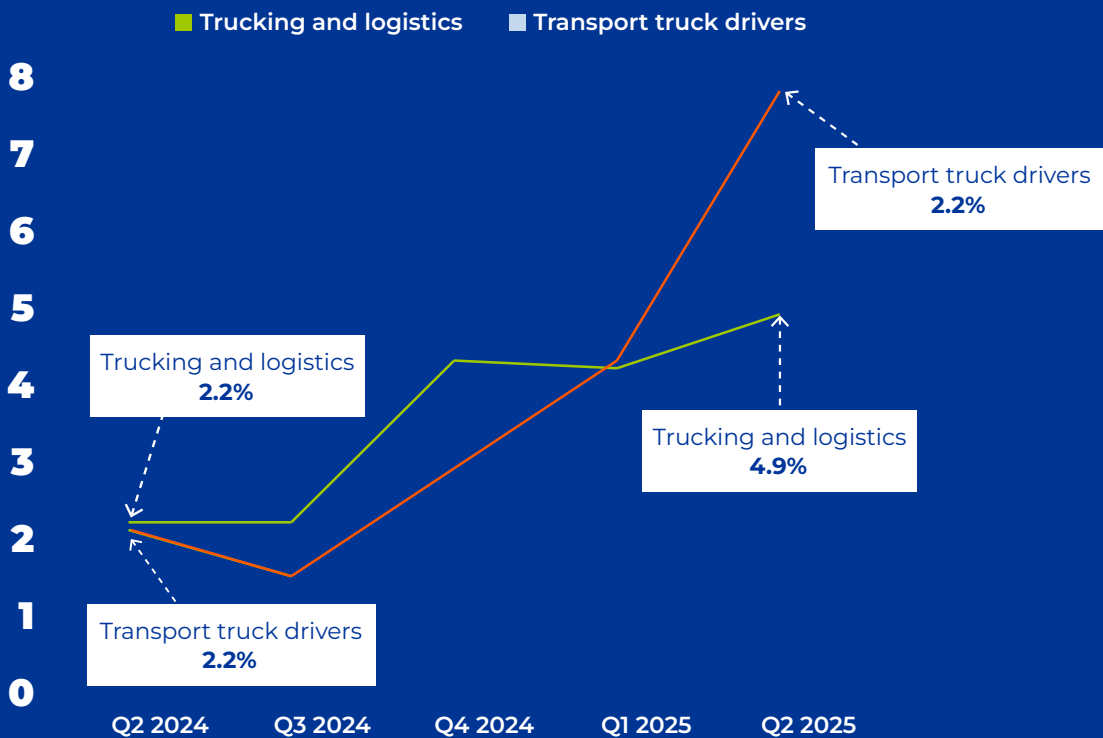
Unemployment rate soars significantly for Alberta's transport truck drivers

The unemployment rate in a sector or occupation represents the proportion of the total labour force that is currently unemployed. The unemployment rate in Alberta's trucking and logistic sector more than doubled from 2.1% to 4.9% between Q2 2024 and the second quarter of this year. Across the provincial economy, the average unemployment rate in Q2 2025 was 7.1%, holding roughly steady compared to Q2 2024. At the national level, the

unemployment rate in Canada's trucking and logistics sectors was 5.7% in Q2 2025.

For transport truck drivers, the unemployment rate skyrocketed to 7.8%, almost quadruple the rate seen in Q2 2024 (2.1%). Across Canada, the unemployment rate for transport truck drivers was 5.3% in Q2 2025.

Unemployment rate (%), trucking and logistics and transport truck drivers, Alberta, Q2 2024 to Q2 2025



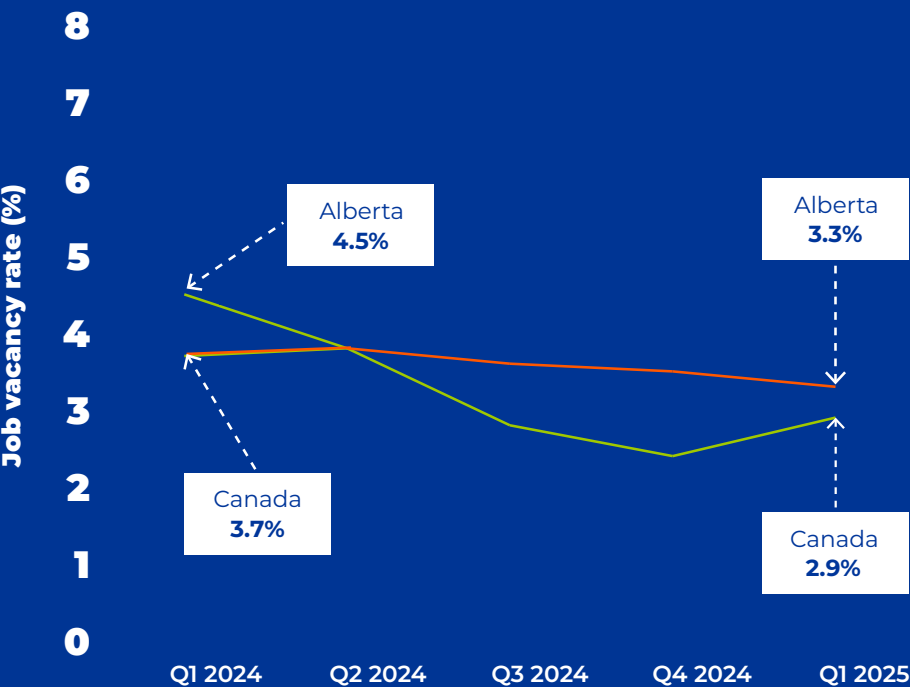
Source: Trucking HR Canada, Statistics Canada, Labour force survey, custom data request, June 2025.

Job opportunities in Alberta’s truck transportation sector decrease in the first quarter of 2025

The number of job openings in Alberta’s truck transportation sector in the first quarter of this year declined almost 25%, down 545 positions from Q1 2024. The share of all jobs in Alberta’s truck transportation sector for which employers are actively recruiting (job vacancy rate) dropped from 4.5% in first quarter of last year to 3.3% in Q1 2025, remaining above the national average of 2.9%.

Note to readers:
Job vacancy data is published on a different schedule than the Labour Force Survey data. This snapshot covers job vacancies up to and including Q4 2024, which is the most recent vacancy data published by Statistics Canada for provinces, occupations, and industry subsectors.

Job vacancy rate for Truck Transportation (NAICS 484), Alberta and Canada, Q1 2024 to Q1 2025



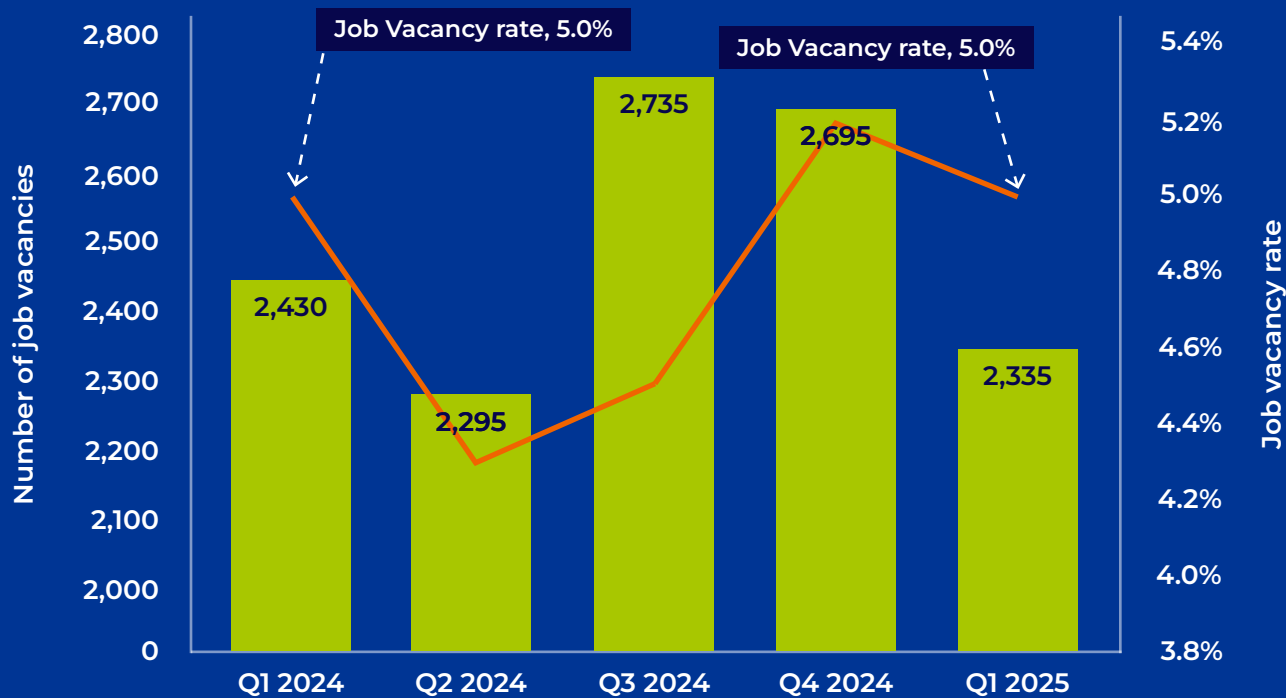
Source: Trucking HR Canada, Statistic Canada, Labour force survey, custom data request, and Table 14-10-0442-01, March 2025.

Employers actively recruiting more than 2,330 additional workers to fill transport truck driver jobs

Alberta employers were seeking 2,335 additional transport truck drivers to fill available job openings available across the province in Q1 2025, down just 4% compared to the first quarter of last year.

The percentage of all truck driver jobs that are currently available to active job seekers remained steady at 5% in Alberta, while at the national level it fell from 4.6% to 3.5%.

Number of job vacancies and vacancy rate (%), transport truck drivers, Alberta, Q1 2024 to Q1 2025



Source: Trucking HR Canada, Statistic Canada, Labour force survey, custom data request, and Table 14-10-0443-01, June 2025.



For more information:

104-720 Belfast Rd.
Ottawa, Ontario
K1G 0Z5

613-244-4800
theteam@truckinghr.com

truckinghr.com

**X-TWITTER @TruckingHR | LINKEDIN-IN
@trucking-hr-canada**

Produced by: In partnership with:



This project is partly funded
by the Province of Alberta

When referring to the information presented
in this report, please cite Trucking HR
Canada, or use the following reference:

*Trucking HR Canada. (2025).
Labour Market Snapshot of Alberta's
Trucking and Logistics Sector,
Quarter 2, 2025. (Published: July 2025)
Ottawa: Trucking HR Canada.*

Copyright © 2025 Trucking Human Resources Canada

All rights reserved. The use of any part of this publication, whether it is reproduced, stored in a retrieval system, or transmitted in any form or by any means (including electronic, mechanical, photographic, photocopying or recording), without the prior written permission of the Trucking Human Resources Canada, is an infringement of copyright law.